



TROOP

Where do we meet?

www.trooptravel.com | hello@trooptravel.com



WHERE DO WE MEET?



Meetings and events planning is extremely **complicated** with many factors **influencing decisions**.



Cost



Time



Carbon Footprint



Visas



More



Big Data Meeting & Events Planning

Aggregating **many factors** in one platform to help to make **informed decisions**

TROOPTRAVEL
35 Origins
Dennis Vilevic
2020-10-20 - 2020-10-23
Detail Basic
Accommodation Transport

ORIGINS

1 Enter an origin airport or city

- 1 +	14h00	14652km	5366kg	\$ 1,088*
<small>*1 Traveller flying from Madrid</small>				
Melbourne <small>Australia, Melbourne</small>				
TRAVELLERS	DURATION	DISTANCE	CO2	
- 1 +	23h50	33262km	12064kg	\$ 1,301*
<small>*1 Traveller flying from Melbourne</small>				
Mexico City <small>Mexico, Mexico City</small>				
TRAVELLERS	DURATION	DISTANCE	CO2	
- 1 +	6h45	6823km	2667kg	\$ 934*
<small>*1 Traveller flying from Mexico City</small>				
Milan <small>Italy, Milan</small>				
TRAVELLERS	DURATION	DISTANCE	CO2	
- 1 +	13h32	14451km	5489kg	\$ 1,270*
<small>*1 Traveller flying from Milan</small>				
Minneapolis <small>United States, Minneapolis</small>				
TRAVELLERS	DURATION	DISTANCE	CO2	
- 1 +	2h53	3148km	1241kg	

DESTINATIONS

Enter a destination airport or city

Philadelphia <small>United States, PHL</small>			
TRAVEL COST	CO2	HOTEL COST	DURATION
\$ 16,361	127600kg	\$ 19,078	359h41
\$ 35,440			
<small>31 travellers</small>			
Chicago <small>United States, CHI</small>			
TRAVEL COST	CO2	HOTEL COST	DURATION
\$ 10,825	122259kg	\$ 33,475	283h05
\$ 44,300			
<small>30 travellers</small>			
Boston <small>United States, BOS</small>			
TRAVEL COST	CO2	HOTEL COST	DURATION
\$ 11,325	123790kg	\$ 40,829	287h49
\$ 52,155			
<small>30 travellers</small>			

ROUTES FROM MELBOURNE TO PHILADELPHIA

FLYING

DISTANCE	CO2	DURATION	\$ 685PP
33262km	12064kg	23h50	

The map displays a network of flight routes originating from Melbourne, Australia, and terminating at various global destinations. Philadelphia, PA, is highlighted as the primary destination. Other cities shown include Chicago, Boston, Mexico City, and Milan. The map also shows the North Atlantic Ocean and surrounding landmasses.



We have won multiple **awards**:

WINNER | Plug and Play Spring Summit [[Silicon Valley](#), USA]

WINNER | Voyager HQ Virtual Pitch Night [[New York](#), USA]

WINNER | Phocuswright Conference [[Ft. Lauderdale](#), USA]

WINNER | BCD Battle of the Pitches [[Atlanta](#), USA]

WINNER | LABTA Travel Takeoff [[Los Angeles](#), USA]

WINNER | ACTE Tech Studio [[Paris](#), France]

WINNER | Techsylvania [[Cluj](#), Romania]

WINNER | Hack the Journey [[Madrid](#), Spain]

WINNER | Business Travel Show [[London](#), UK]

With Covid-19, it is an absolute **MUST** to ask

WHERE DO WE MEET?



With the **New Normal** it is even **more complicated!**




Travel Restrictions



Health & Safety



Customer Growth during Covid-19:





We serve some of the **largest corporations** in multiple **industries**:

1. Pharmaceuticals
2. Fast Moving Consumer Goods (FMCG)
3. Consulting
4. Energy
5. Technology



Helping companies to **start meeting again**

Addressing the new challenges in **meetings planning**

Breakaway - Developer Team
2020.08.13 - 2020.08.13

Define **Populate** Analyze Finalize Fulfill Reports

Search TROOP

Origins **Destinations**

Arrival airport or city... 12 4

Montreal, QC, Canada

Travel restrictions **75%** Travellers to quarantine **45%** Visas required **13%** Active C-19 Infections **112k**

20°C 3/5 543k **69**

Salzburg, Austria

Travel restrictions **75%** Travellers to quarantine **45%** Visas required **13%** Active C-19 Infections **112k**

20°C 3/5 543k **69**

SUGGESTIONS COMPARISON

	Visas ↓	Covid-19	Weather	VAT	Security	City rank
Montreal QC Canada	13%	543k	2°C	8%	3/5	★★★★☆ 72
Salzburg Austria	23%	10k	5°C	15%	3/5	★★★★☆ 69
Cape Town South Africa	45%	543k	23°C	21%	3/5	★★★★☆ 59



Our technology works for
ALL MEETINGS OF ANY SIZE











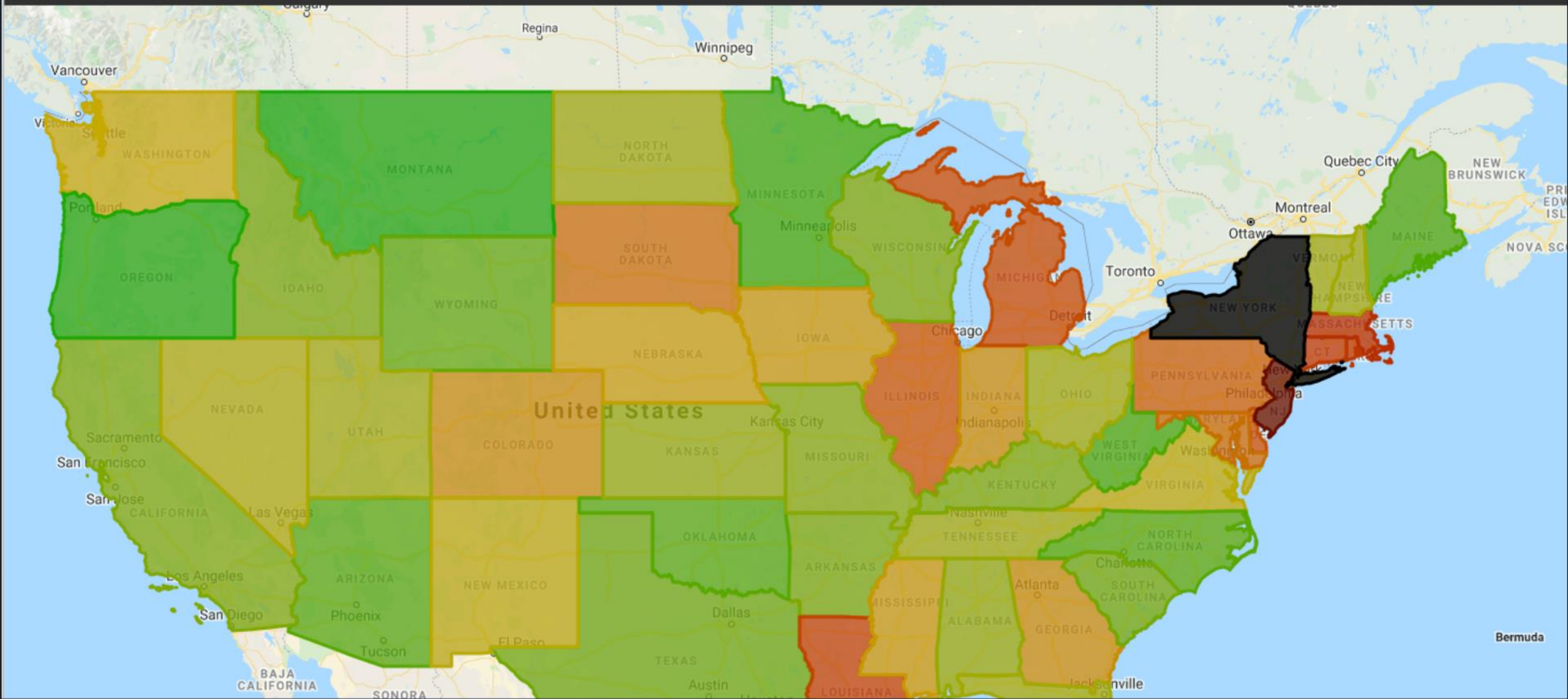
The **new** normal

Meeting and events planning during COVID-19



Infection Rates & Travel Restrictions





Using Covid19 Infection Rates for Planning



COVID19 RESTRICTIONS

Q belgium

Status ▾

BE Belgium

Last Updated: 07/09/2020 | Admin: Dennis



Planning based on **Travel Restrictions...**



COVID19 RESTRICTIONS

Q united states of america

Status



Allocate

US United States of America



Last Updated: 18/09/2020 | Admin: Dennis



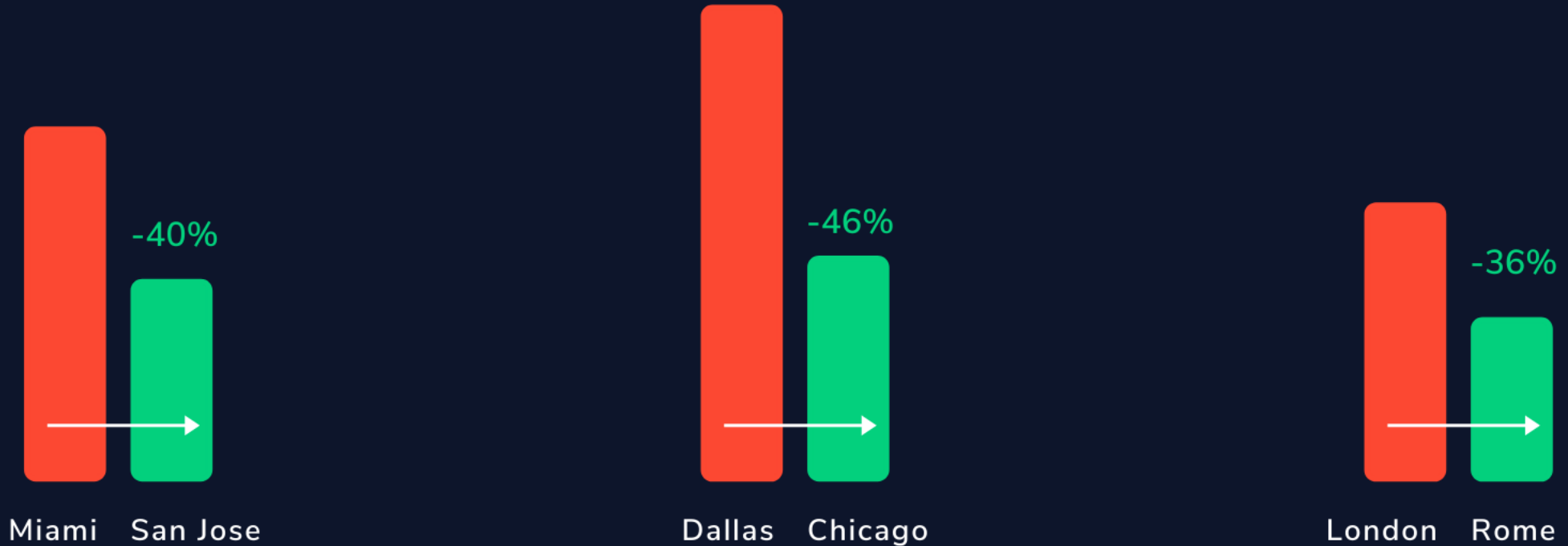
... for **all** travellers.



Cost Optimization



Savings for Troop customers is around 40%



Hybrid Meetings



ORIGINS

- Amsterdam € 72*
- Brussels € 0*
- Cologne € 39*
- Frankfurt € 168*
- Hamburg € 85*
- Liege € 32*
- Paris € 59*

DESTINATIONS

- Dusseldorf € 1,550
- Brussels € 1,845
- Frankfurt € 1,865
- Hamburg € 1,949
- Hannover € 1,997
- Munich € 2,195
- Paris € 2,600
- Lyon € 2,900

DRIVING

COLOGNE TO BRUSSELS

DISTANCE: 448km | CO2: 81kg | DURATION: 4h40 | € 76pp

TRANSIT

DISTANCE: 453km | CO2: 20kg | DURATION: 4h26

VIRTUAL

DISTANCE: 0km | CO2: 0kg | DURATION: 0h00 | € 0pp



Optimize Hybrid Meetings (virtual & in-person)

Regional & Micro Meetings





ORIGINS	DESTINATIONS
Amsterdam € 72*	Dusseldorf € 1,550
Brussels € 0*	Brussels € 1,845
Cologne € 39*	Frankfurt € 1,865
Frankfurt € 168*	Hamburg € 1,949
Hamburg € 85*	Hannover € 1,997
Liege € 32*	Munich € 2,195
Paris € 59*	Paris € 2,600
	Lyon € 2,901

LIEGE TO BRUSSELS

DRIVING

1	DISTANCE 192km	CO2 35kg	DURATION 2h08
---	-------------------	-------------	------------------

€ 32pp

TRANSIT

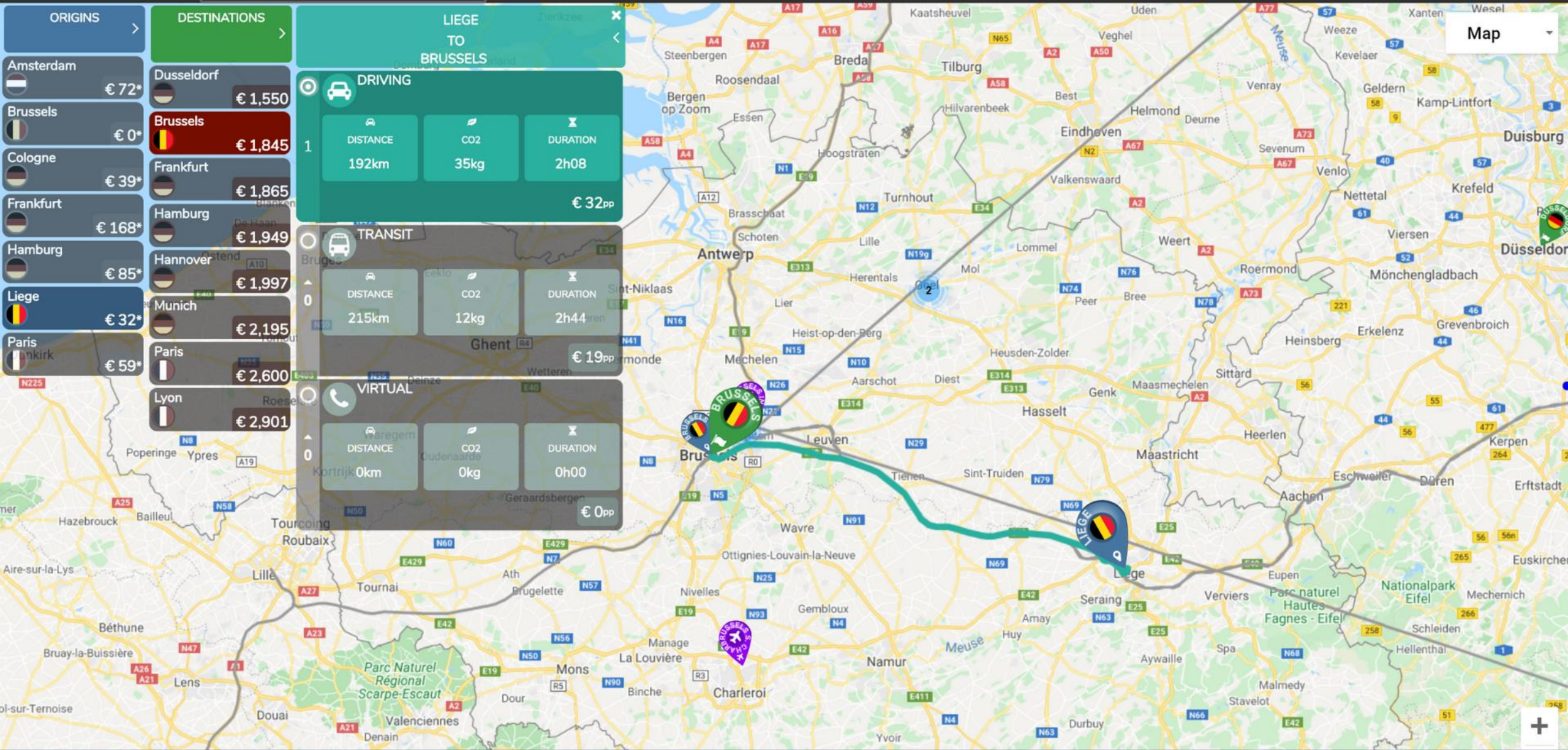
0	DISTANCE 215km	CO2 12kg	DURATION 2h44
---	-------------------	-------------	------------------

€ 19pp

VIRTUAL

0	DISTANCE 0km	CO2 0kg	DURATION 0h00
---	-----------------	------------	------------------

€ 0pp



Optimize regional ...

ORIGINS

1 Enter an origin airport or city

Aalst Belgium
Ghent
TRAVELLERS: - 1 +
DURATION: 0h52
DISTANCE: 65km
CO2: 12kg
1 Traveller driving € 11

Anderlecht Belgium
TRAVELLERS: - 1 +
DURATION: 0h39
DISTANCE: 36km
CO2: 6kg
1 Traveller driving € 5

Grimbergen Belgium
TRAVELLERS: - 1 +
DURATION: 0h00
DISTANCE: 0km
CO2: 0kg
1 Traveller driving € 0

Leuven Belgium
TRAVELLERS: - 1 +
DURATION: 0h52
DISTANCE: 62km
CO2: 11kg
1 Traveller driving € 10

DESTINATIONS

Enter a destination airport or city

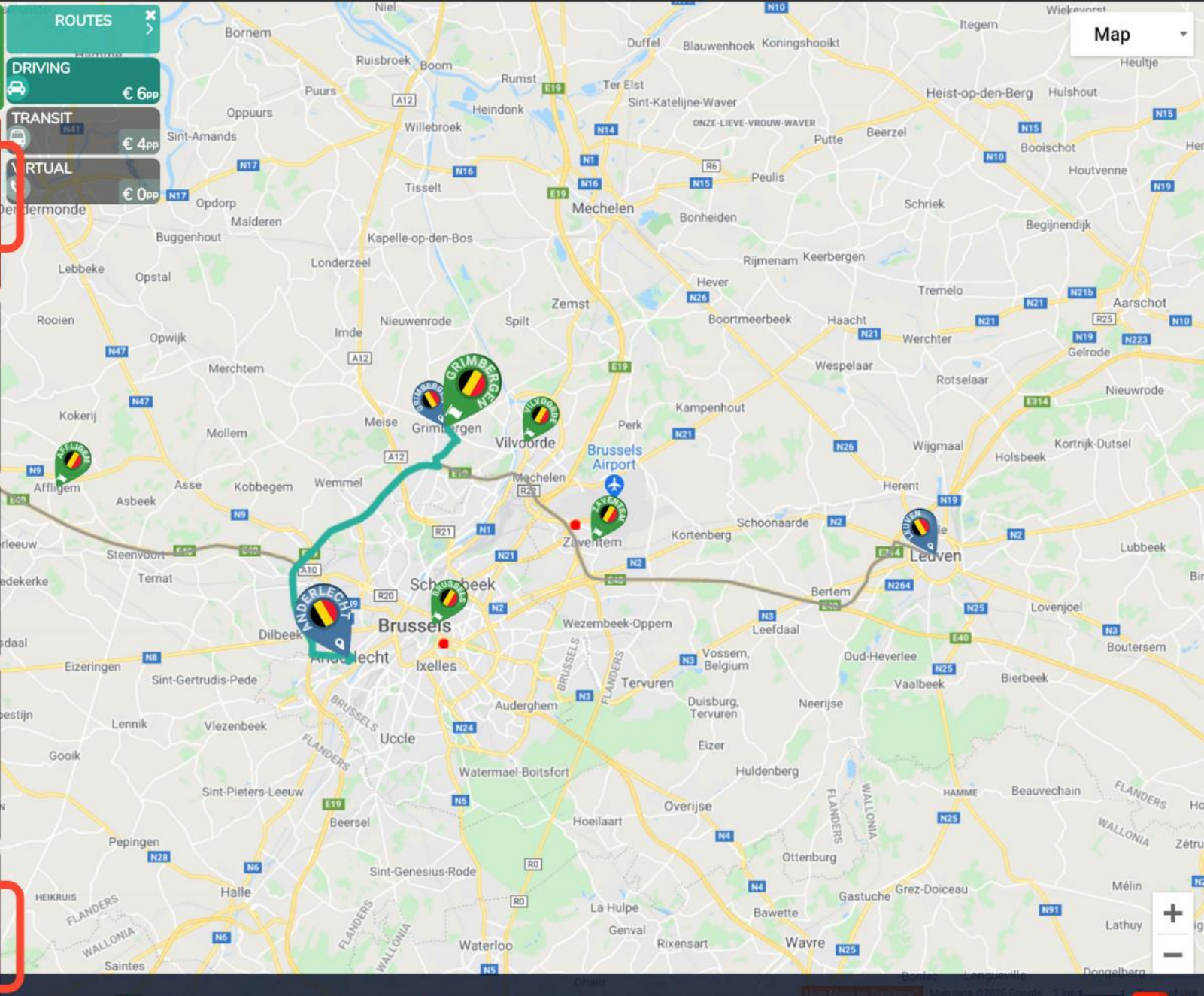
Grimbergen Belgium
TRAVEL COST: € 27
CO2: 29kg
HOTEL COST: € 0
DURATION: 2h24
3 travellers € 27

Vilvoorde Belgium
TRAVEL COST: € 30
CO2: 32kg
HOTEL COST: € 0
DURATION: 2h48
4 travellers € 30

Zaventem Belgium
TRAVEL COST: € 33
CO2: 36kg
HOTEL COST: € 0
DURATION: 2h50
4 travellers € 33

Affligem Belgium
TRAVEL COST: € 35
CO2: 38kg
HOTEL COST: € 0
DURATION: 3h09
4 travellers € 35


Brussels Belgium
TRAVEL COST: € 25
CO2: 28kg
HOTEL COST: € 0
DURATION: 3h19



WHY DOES THIS MATTER?



Team Growth during Covid-19:



Our **team** members:



DENNIS VILOVIC

Founder - Growth & Customer Strategy



MATT SWANSON

Growth Team Lead



SPENCER BRACE

Growth Strategy



LIANNA TROWBRIDGE

Growth Team



FIONA PICHAVANT

Growth Team



LEONARD CREMER

Founder - Product & Tech Strategy



RHYNO VAN RENSBURG

Lead Developer



IGNATIUS HEFER

Senior Developer



ETIENNE THERON

Junior Developer



We are a truly **global team**:



WHERE DO WE MEET?



WHERE CAN WE MEET?



COVID19 RESTRICTIONS



Aggregated travel restrictions for all team members



COVID19 RESTRICTIONS

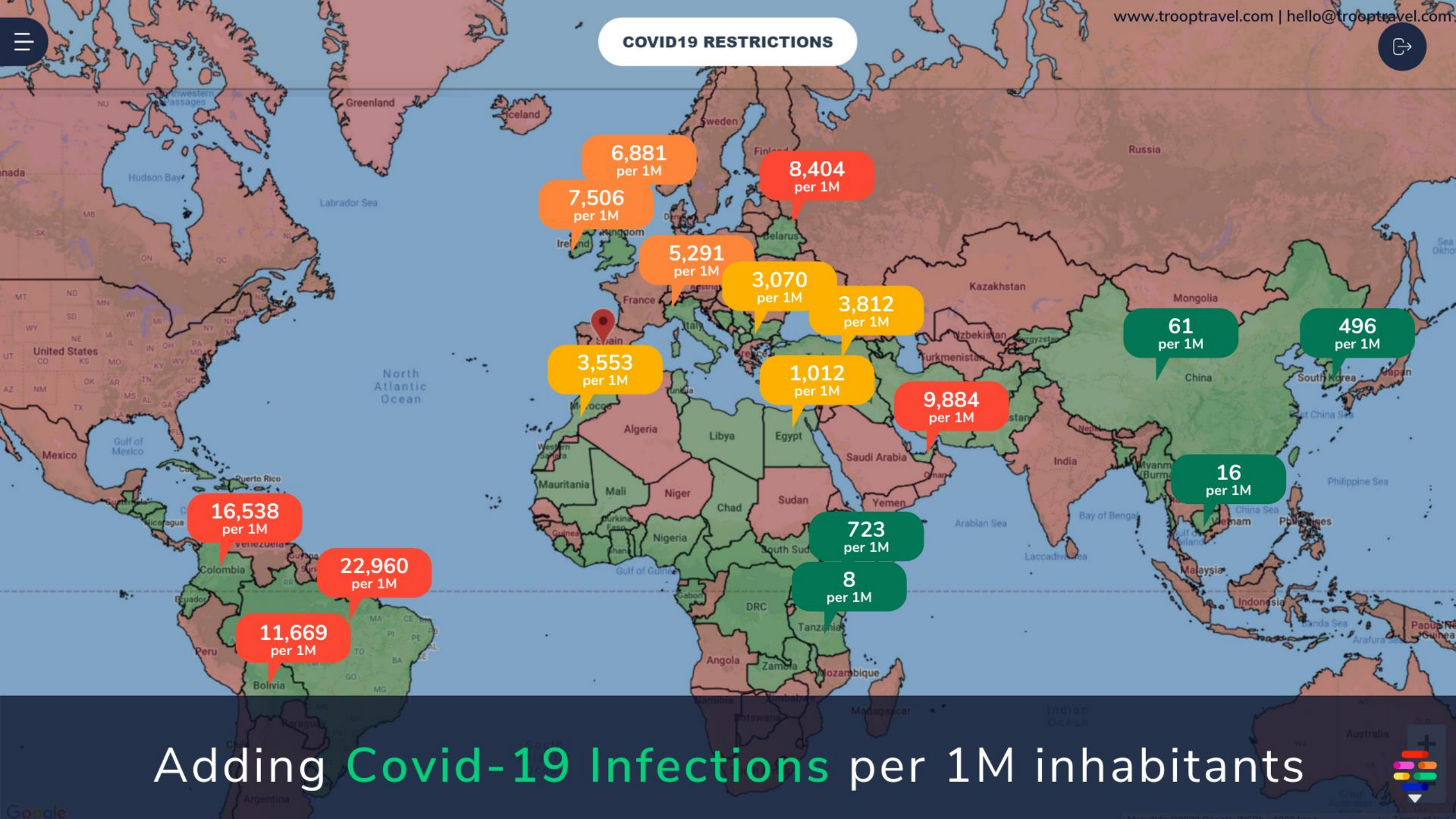


Possible **locations** for our in-person **team meeting**

Step 1: Covid-19 & Quarantine



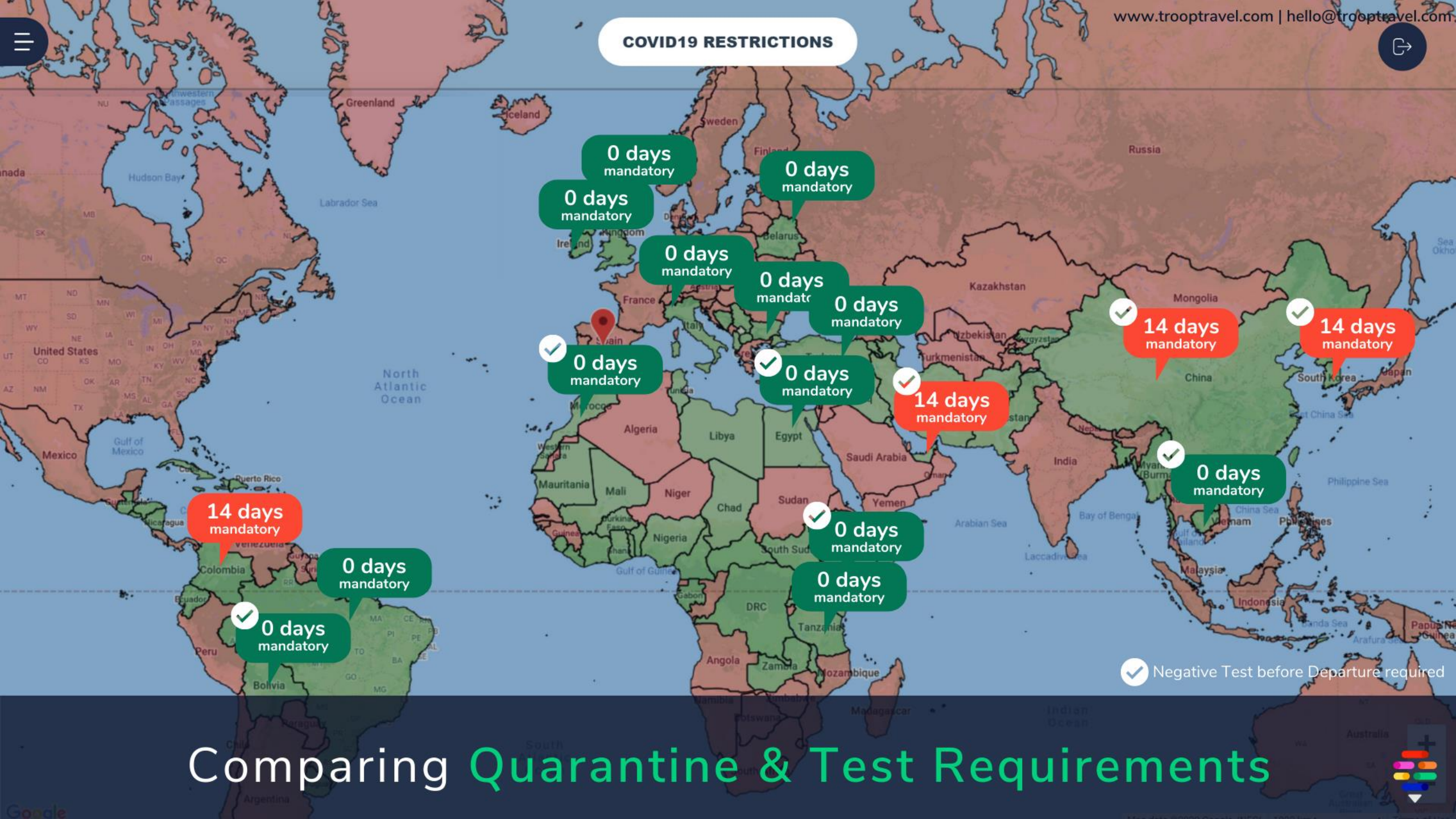
COVID19 RESTRICTIONS



Adding Covid-19 Infections per 1M inhabitants



COVID19 RESTRICTIONS



✓ Negative Test before Departure required

Comparing Quarantine & Test Requirements



Step 1: Covid-19 & Quarantine

	Covid-19 Infections per 1M	Quarantine Days
Belarus	8,404	0
Bolivia	11,669	0
Brazil	22,960	0
Bulgaria	3,070	0
Cambodia	16	0
China	61	14
Colombia	16,538	14
Egypt	1,012	0
Kenya	723	0
Ireland	7,506	0
Italy	5,291	0
Morocco	3,553	0
South Korea	496	14
Tanzania	8	0
Turkey	3,812	0
United Arab Emirates	9,884	14
United Kingdom	6,881	0



Step 1: Covid-19 & Quarantine

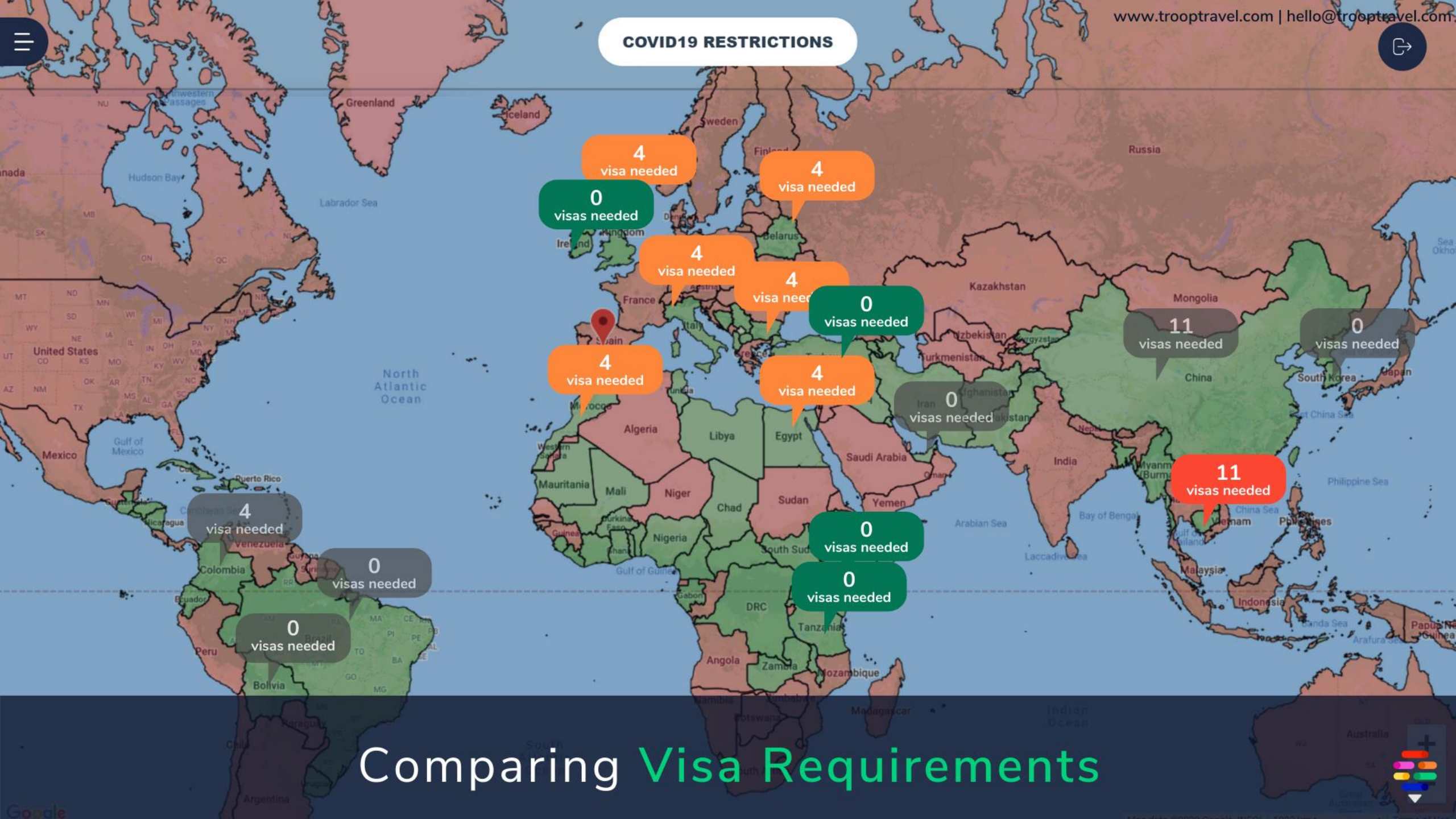
	Covid-19 Infections per 1M	Quarantine Days	Out Step 1
Belarus	8,404	0	
Bolivia	11,669	0	✘
Brazil	22,960	0	✘
Bulgaria	3,070	0	
Cambodia	16	0	
China	61	14	✘
Colombia	16,538	14	✘
Egypt	1,012	0	
Kenya	723	0	
Ireland	7,506	0	
Italy	5,291	0	
Morocco	3,553	0	
South Korea	496	14	✘
Tanzania	8	0	
Turkey	3,812	0	
United Arab Emirates	9,884	14	✘
United Kingdom	6,881	0	



Step 2: Visas, CO2 & Travel Time



COVID19 RESTRICTIONS



Comparing Visa Requirements



Recap Step 1

	Covid-19 Infections per 1M	Quarantine Days	Out Step 1
Belarus	8,404	0	
Bolivia	11,669	0	✘
Brazil	22,960	0	✘
Bulgaria	3,070	0	
Cambodia	16	0	
China	61	14	✘
Colombia	16,538	14	✘
Egypt	1,012	0	
Kenya	723	0	
Ireland	7,506	0	
Italy	5,291	0	
Morocco	3,553	0	
South Korea	496	14	✘
Tanzania	8	0	
Turkey	3,812	0	
United Arab Emirates	9,884	14	✘
United Kingdom	6,881	0	



Step 2: Visas, Travel Time & CO2

	Covid-19 Infections per 1M	Quarantine Days	Out Step 1	Visa Needed	CO2 kg	Travel Time hrs	Out Step 2
Belarus	8,404	0		4	29,318	486h	✘
Bolivia	11,669	0	✘	0	56,738	960h	
Brazil	22,960	0	✘	0	47,589	642h	
Bulgaria	3,070	0		4	30,987	442h	✘
Cambodia	16	0		11	37,416	470h	✘
China	61	14	✘	11	50,565	529h	
Colombia	16,538	14	✘	4	54,806	550h	
Egypt	1,012	0		4	29,849	366h	?
Kenya	723	0		0	32,863	353h	?
Ireland	7,506	0		0	33,153	357h	?
Italy	5,291	0		4	25,650	323h	
Morocco	3,553	0		4	33,926	430h	✘
South Korea	496	14	✘	0	40,846	473h	
Tanzania	8	0		0	36,347	405h	✘
Turkey	3,812	0		0	34,095	314h	
United Arab Emirates	9,884	14	✘	0	26,257	254h	
United Kingdom	6,881	0		4	32,053	255h	



Step 3: Cost



COVID19 RESTRICTIONS



Comparing Total Travel Cost



Recap Step 2

	Covid-19 Infections per 1M	Quarantine Days	Out Step 1	Visa Needed	CO2 kg	Travel Time hrs	Out Step 2
Belarus	8,404	0		4	29,318	486h	✘
Bolivia	11,669	0	✘	0	56,738	960h	
Brazil	22,960	0	✘	0	47,589	642h	
Bulgaria	3,070	0		4	30,987	442h	✘
Cambodia	16	0		11	37,416	470h	✘
China	61	14	✘	11	50,565	529h	
Colombia	16,538	14	✘	4	54,806	550h	
Egypt	1,012	0		4	29,849	366h	?
Kenya	723	0		0	32,863	353h	?
Ireland	7,506	0		0	33,153	357h	?
Italy	5,291	0		4	25,650	323h	
Morocco	3,553	0		4	33,926	430h	✘
South Korea	496	14	✘	0	40,846	473h	
Tanzania	8	0		0	36,347	405h	✘
Turkey	3,812	0		0	34,095	314h	
United Arab Emirates	9,884	14	✘	0	26,257	254h	
United Kingdom	6,881	0		4	32,053	255h	



Step 3: Cost

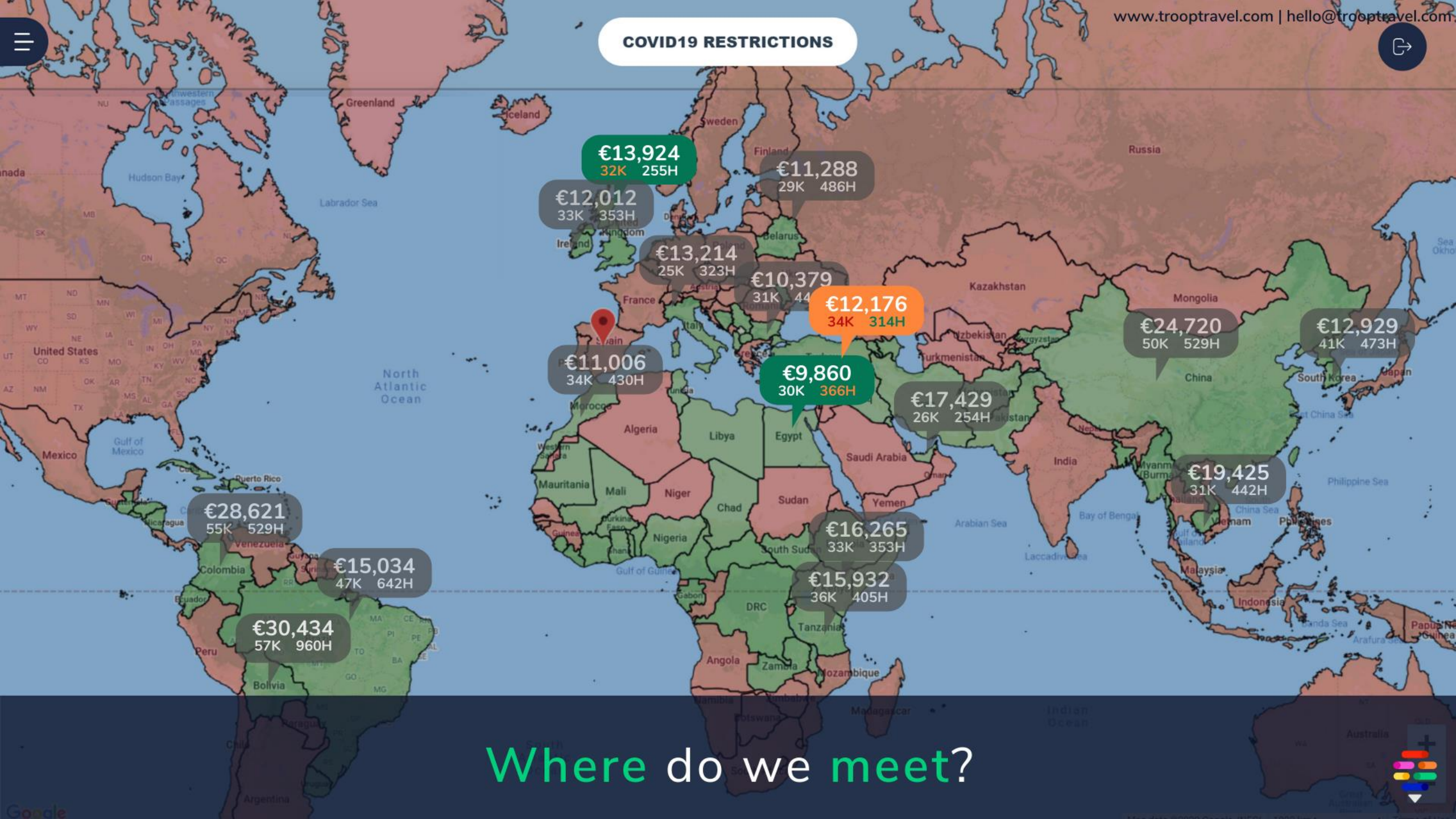
	Covid-19 Infections per 1M	Quarantine Days	Out Step 1	Visa Needed	CO2 kg	Travel Time hrs	Out Step 2	Total Cost €
Belarus	8,404	0		4	29,318	486h	✘	€11,288
Bolivia	11,669	0	✘	0	56,738	960h		€30,434
Brazil	22,960	0	✘	0	47,589	642h		€15,034
Bulgaria	3,070	0		4	30,987	442h	✘	€10,379
Cambodia	16	0		11	37,416	470h	✘	€19,425
China	61	14	✘	11	50,565	529h		€24,720
Colombia	16,538	14	✘	4	54,806	550h		€28,621
Egypt	1,012	0		4	29,849	366h	?	€9,860
Kenya	723	0		0	32,863	353h	?	€16,265
Ireland	7,506	0		0	33,153	357h	?	€12,012
Italy	5,291	0		4	25,650	323h		€13,214
Morocco	3,553	0		4	33,926	430h	✘	€11,006
South Korea	496	14	✘	0	40,846	473h		€12,929
Tanzania	8	0		0	36,347	405h	✘	€15,932
Turkey	3,812	0		0	34,095	314h		€12,176
United Arab Emirates	9,884	14	✘	0	26,257	254h		€17,429
United Kingdom	6,881	0		4	32,053	255h		€13,924



Step 3: Cost

	Covid-19 Infections per 1M	Quarantine Days	Out Step 1	Visa Needed	CO2 kg	Travel Time hrs	Out Step 2	Total Cost €	In Step 3
Belarus	8,404	0		4	29,318	486h	✗	€11,288	
Bolivia	11,669	0	✗	0	56,738	960h		€30,434	
Brazil	22,960	0	✗	0	47,589	642h		€15,034	
Bulgaria	3,070	0		4	30,987	442h	✗	€10,379	
Cambodia	16	0		11	37,416	470h	✗	€19,425	
China	61	14	✗	11	50,565	529h		€24,720	
Colombia	16,538	14	✗	4	54,806	550h		€28,621	
Egypt	1,012	0		4	29,849	366h	?	€9,860	✓
Kenya	723	0		0	32,863	353h	?	€16,265	✗
Ireland	7,506	0		0	33,153	357h	?	€12,012	✗
Italy	5,291	0		4	25,650	323h		€13,214	✗
Morocco	3,553	0		4	33,926	430h	✗	€11,006	
South Korea	496	14	✗	0	40,846	473h		€12,929	
Tanzania	8	0		0	36,347	405h	✗	€15,932	
Turkey	3,812	0		0	34,095	314h		€12,176	?
United Arab Emirates	9,884	14	✗	0	26,257	254h		€17,429	
United Kingdom	6,881	0		4	32,053	255h		€13,924	✓

COVID19 RESTRICTIONS



Where do we meet?



London or Cairo?

DIFFERENCE €36/HOUR





Cost



Time



Risk





Impact



Sustainability



Productivity



**Troop defines the new normal
in meetings and events planning.**



Join us!



Dennis Vilovic
Founder

dennis@trooptravel.com
www.trooptravel.com





www.trooptravel.com | hello@trooptravel.com